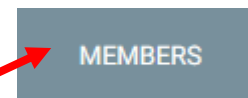


### My Photo Club Tutorial

Login or click on the following web address link to be taken to the WACC My Photo Club

<https://waccfoto.myphotoclub.com.au>

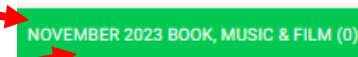
Click on login.



You will now see a grey button on the RH side "MEMBERS" Click on that, and you will see competitions coming up.



The prompts and messages are fairly straight forward.  
(The system is set to allow images up to 25MB and to automatically save it to your aspect ratio if it is not exactly 1920 x 1080)



Click on the competition you want to enter.  
Select one of two options you wish (From Files or Drag & Drop)

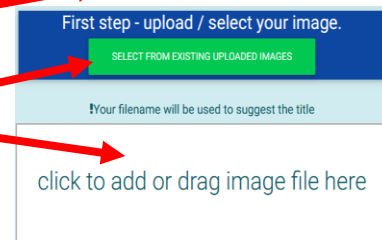


Image size details



Image thumbnail



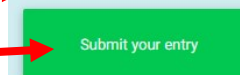
Image Title




Check either the Colour or Monochrome radial button.



Then Click on the green "Sumit Your Entry" button.



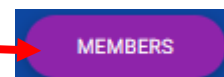
OR click the red button to cancel your Entry.



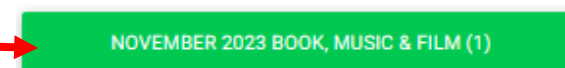
OR click here to view Comp Rules & Definitions.



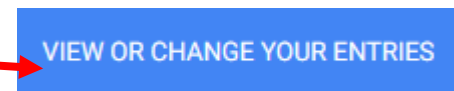
Click on the purple button to be taken back to the Competition page.



Click on the Green "Competition" button.



Click on "VIEW OR CHANGE YOUR ENTRIES" Blue button.



### My Photo Club Tutorial

Grade & Competition


Image Title (*Editable*)

Save Changes

Remove Entry

This competition collection is open

Advanced EDI Colour - Open



Title:  
It Aint Necessarily So ~ Music

SAVE CHANGES REMOVE ENTRY

Move this entry to:  
 Advanced EDI Monochrome - Open

Move entry to another Comp category

Click on the Blue "RETURN TO THE ENTRY FORM" button.

RETURN TO THE ENTRY FORM

The click Purple "MEMBERS" button.

MEMBERS

Review your image entries by clicking on the purple "VIEW MY ENTRIES"

VIEW ALL MY ENTRIES

### You can review your image larger.

Click on the image thumbnail you wish to review.

On the "Pink" buttons at the bottom you can review the EXIF INFO or if the image has been entered in other competitions.

You can cycle through other entries.

Click here to view more Information.

VIEW MORE ENTRY INFORMATION AND TASKS (CHANGE TITLE, DELETE & DOWNLOAD)

You can download your image larger.  
(if you have uploaded a image greater in size of 1920x1080 pixels it will only be downloaded in its current resized state).

DOWNLOAD THIS IMAGE

Now you can either click on the WACC Logo to be taken to the home page or "LOGOUT" from the red button.

LOGOUT

(If you have a successful download, you will get an email to that effect. If you have a title that is just your file number, the email will ask you if this is, OK?  
It is suggested you do that and then follow instructions from the email).