



Reg #A0013634



# Newsletter: May 2024

Editor: [secretarywacc@gmail.com](mailto:secretarywacc@gmail.com)

Website: [www.waccfoto.com](http://www.waccfoto.com) Facebook: [www.facebook.com/WACC.Photography](https://www.facebook.com/WACC.Photography)

---

## April Meeting

Good attendance of 33 Members, 2 guests and judge Sheryle Griffiths at our April meeting. Always good to have the judge attend and add to the written critiques. The open competition featured the usual mix of street, landscape, nature and still life images. Other genres included industrial and some ICM (maybe leftover from the last comp?) Congratulations to all place getters and those who entered. After delivering the critiques judge Sheryle shared an A/V of a trip along the Great Ocean Road with her adorable Schnauzers.

3 A/V's were shown:

David Woolcock took us to Costa Rica and introduced us to some amazing wildlife. His images of the Resplendent Quetzals, Manchurian Monkeys and the Toucanet were truly remarkable.

Wendy Stafford transported us to the unique environs of Norfolk Island and its dramatic history.

Unfortunately due to computer issues then whole A/V was unable to be played but we look forward to viewing the whole presentation in the near future

I showcased my photos of the moon taken over the 10 years in my constant pursuit of the ultimate full moon landscape.

Photo collages were shown from the recent road trip to Myrtleford with prizes awarded in various categories, well done to all who attended and submitted images. For a full rundown visit our website

[www.waccfoto.com](http://www.waccfoto.com)

## Diary Dates

### "Texture as a Dimension"

Zoom presentation by Cherry Larcombe  
Sunday 12<sup>th</sup> May

**8.00am to 10.00 am**

**Cost \$10.**

### May

#### General Meeting

Felltimber Community Centre

Monday 13<sup>th</sup> May

**7.00pm for 7.30pm start**

#### WACC Committee meeting

Monday 27<sup>th</sup> May

**7:30 pm**

### June

#### General Meeting

Felltimber Community Centre

Monday 17<sup>th</sup> June

(Note: third Monday instead of second Monday)

**7.00pm for 7.30pm start**

## ***Competition Page***

### **WACC Competitions**

Enter via WACC My Photo Club Webpage

Due May 13 May 2024    **July Meeting- Patterns**

Due June 17 2024        **August Meeting- Open**

Due July 8 2024         **September Meeting- Rainy Day/Night**

Due August 12 2024     **October Meeting- Open**

Due September 9 2024   **October Meeting- Animals & Pets**

**Definitions for Patterns can be found on the WACC Website and the My Photo Club/WACC Web page. Definitions for Rainy Day/ Night and Animals & Pets are still to be finalised.**

### **Other Competitions**

Those members who have registered in My Photo Club automatically receive emails about Australian Competitions coming up that use My Photo Club as their platform to enter, the same as we do.

Competitions coming up approved by the APS are provided by VAPS on their Website.

Here is the link for details:

<https://www.vaps.org.au/competitions/australian-national-competitions.html>

## **The Paatsch Shield 2024**

On Sunday the 5 May 2024 8 photographers from Benalla travelled up the highway to meet with 12 WACC photographers in Myrtleford for the annual challenge. Benalla unfortunately had a couple of late withdrawals due to COVID.

We all enjoyed a cuppa before being given the instructions for the day.

Subjects were autumn colours, Structure, Water and Nature, and had to be taken within a 20km

Radius of the Bright area, thus making the scope for photography varied depending on your selected destination. Some went to Mt Beauty, Mt Buffalo, Harrietville or little places along the way. We then met back in Bright for lunch.

After a catch up and meal we had some time to finish off whatever needed to be done before the deadline of 1600hrs.

A good time was had by all who attended

Thanks Judy Hofmeyer



Hi Everyone

It is time for the 2024 Club Challenge. This year's challenge has a little something for everyone, whether you be a landscape, portrait, macro, still life or street photographer, there is something for you.

Added to that, we are introducing you to grids and templates. Fear not! There will be help with Photoshop Elements, Photoshop and Lightroom and if that is not your jam there are also apps that can create these that are available on your phone or ipad. **The main thing is that you are out and about taking photos that capture the mood of Autumn or Winter. Subjects included in your homage to the season should be related to your chosen season but do not have to be related to each other.** There are no set subjects for this challenge.



**The other main consideration, where possible, is that you take photos that have a similar colour scheme. Take your inspiration from the season.** Autumn colours are warmer and richer, whereas, winter colours are cooler and more subdued.

Take the opportunity here to include photos from a wide range of genres. Maybe even experiment with subjects that are not your usual preference. In the examples provided you will see that many incorporate; landscapes, close ups, still life, portraits etc all in the one grid. The beauty of this project is that it can be done over the coming weeks or months and hopefully it will inspire you to pick up your camera.

Check out some of the images on this slideshow and feel free to visit Pinterest on the internet and follow some of the links provided. Aim for between 9-12 edited final images to use in your grid. Look out for more information in the Optic Nerve regarding the challenge and more information on how to work with grids and templates.

Louise & Helen













## Zoom presentation!

**Cherry Larcombe**

**Textures**

**Sunday 12 May 8am-10pm**

**Break for 10 minutes at 9am**

This exciting presentation is open to all members, regardless of your skill levels. It will show you how you can look at more creative photography, open up your creative juices for landscape, flowers, still life and lots more.

**The cost is \$10 per person.** Please pay direct into the club's bank account using **Cherry surname** as reference. On payment, you will be included in the invitation for the Zoom session.

**BSB: 640 000 Account: 111089925 Reference: - Cherry Surname**

Arrangements have been for us to record the session for those paid, but for some reason cannot attend live.

Here is some examples of Cherry's work and details of the session.




- Introducing Cherry Larcombe from the UK...



*Cherry Larcombe* EFIAP ARPS DPAGB BPE'S  
PHOTOGRAPHY


**We will not be covering Triptychs.**



## **Textures & Triptychs**

Ideas for using texture to enhance your photography- floral and otherwise -- including how to create them, and detailed explanations on how to work with them in Photoshop. Ideas for backgrounds using brushes and colour toning.

**We will be concentrating on the textures elements from this presentation**



## **Creative Flower Photography**

Creative ideas to bring out the colour, shapes and beauty of flowers, both outdoor and indoor, and hints on how to produce some unique and original floral art.

Talk includes the use of textures to enhance your flower images, using blend modes and layer masks.



## **Birds of Albury Exhibition – Winner**

David Woolcock won two prizes at the Albury Library/Museum “Birds of Albury” Exhibition.

His entry “Regent Honeyeater” won the best photograph of a threatened species and his entry “Leaden Flycatcher” won best photograph overall. Congratulations Woolly!

The exhibition features about 80 photographs of birds that can be found within 50 kilometres of Albury as taken by local photographers. It is on display until Saturday 1<sup>st</sup> June 2024.

It is recommended that you ask at the front desk as the exhibition is on the Community Exhibition Wall that is inside the library itself.



Regent Honeyeater by David Woolcock  
Best photograph of a threatened species



Leaden Flycatcher by David Woolcock  
Best photograph overall

Thanks Neville Bartlett



## Competition Secretary's words of wisdom; -

(According to Digital Photo School)

### Information on Reflections

This is an easy creative photography technique to learn and is popular among many photographers. The main requirement is finding a reflective surface, though this is not all there is to it. Consider the following, and you'll be capturing amazing [reflection photos](#) in no time:

- **Reflective surface:** Look for surfaces that reflect (and there are many). Flat water works well, as does glass, marble, or even a regular mirror.
- **Choose a main subject:** A successful photo will match up a reflective surface with an interesting main subject. Consider going out after it's rained, as a puddle in front of a famous monument may only be there after heavy rain.
- **Find the angle:** To get a better reflection, choose the correct angle. This often means getting right up against the reflective surface so the angle of reflection is shallow.
- **Create your own:** No reflective surface? No problem. Just create one! Use the surface of a smartphone, a small mirror, or perhaps a bucket that you use to spread water and create a puddle.
- **A filter:** The best way to control your reflection is by using a [circular polarizing filter](#).
- It's worth getting down to a low angle for reflections.



Cheers,

David Skinner

## National Photography Prize 2024




Photo: Nathan Beard

Every two years the National Photography Prize offers an opportunity to consider the vital role of photography in contemporary art in Australia. The National Photography Prize brings together artists from across Australia who are developing and challenging photographic language and techniques.

At MAMA 23 March - 1 September 2024

[More Info](#)



### Buy Swap Sell

#### Wanted

Photography enlarger to modify as DSLR copy stand for digitizing negatives.

Ian 0437 577 450

#### **Canon EFS 17-85 f4-5.6 IS USM**

*One of Canon's better Crop sensor Zoom Lenses*

*In good condition with B&W UV haze filter and original caps*

*\$175 ono*

*Ring Bill on 0407401746*



## APS Australian Cup

The Australian Photographic Society (APS) holds an annual competition between camera clubs and WACC is entering for the first time this year. The theme is "This is Australia" and our 20 entries need to be in by the end of May 2024. So, here is your chance to come up with an entry or two. A competition will be set up on My Photo Club so that you can enter your images. This will need to be done by Friday 17th May 2024. **Thanks Neville Bartlett**

### **You've got a nerve! (a word from the editor)**

*Set subjects for 24/25 have been set as follows. Definitions are yet to be finalized.*

**Closes July 2024/September 2024**

**RAINY DAY/RAINY NIGHT**

**Closes September 2024/November 2024**

**ANIMALS/PETS**

**Closes November 2024/January 2025**

**BACK LIGHT/BACK LIGHTING**

**Closes January 2025/March 2025**

**MARKETS/MARKET SCENE**

**Closes March 2025/May 2025**

**NATURE**

**Closes May 2025/July 2025**

**STREET/STREET PHOTOGRAPHY**

*So looks like we will be trying to get backlit photos of pets at a street market on a rainy day!  
Fantastic result for our president at **The birds of Albury exhibition**, well done Woolie!  
Looking out my window at the dramatic colours available at the moment, need to get amongst it before all the leaves have fallen and work on our exciting new challenge!*

## **Our Sponsors:**

Kerry & Leighton Weymouth

