



Reg #A0013634



# Newsletter: April 2024

Editor: [secretarywacc@gmail.com](mailto:secretarywacc@gmail.com)

Website: [www.waccfoto.com](http://www.waccfoto.com) Facebook: [www.facebook.com/WACC.Photography](https://www.facebook.com/WACC.Photography)

---

## March Meeting

Good attendance of 33 people at our March meeting. Due to a problem with the previously appointed judge a panel of WACC members were convened to judge the subject **ICM/Abstract**. Comments were presented by David Skinner. There were many different interpretations for this set subject with zoom effect, whirling and swirling, twisting and various degrees of movement. The members had definitely put a lot of thought into their entries and there didn't seem to be the usual gap between Photographer and Advanced. Nature and city street scenes were popular and trees seemed to make a good subject.

A new format for meetings was trailed with a break in the middle of proceedings for a cuppa and a chat, this initiative was welcomed by all.

3 A/V's were shown:

Judy Hofmeyer's *'South American Vacation'* took us to Latin America and in particular Buenos Aries. It is a land of contrast and many statues, the vibrant colours of this society were beautifully captured.

Jill Hancock's *'From Inca Empire to modern day'* transported us the mystical ruins of Machu Picchu, to steep misty mountains and dramatic churches. Remarkable images and informative narration.

David Willis's *'Judy's Garden'* showed us the astounding 3D effect that can be achieved with the vintage Russian Helios lens. This lens adapted on to a modern camera body can yield unique images especially with flowers and portraiture. Lovely transitions and striking insect shots.

## Diary Dates

### April

#### General Meeting

Felltimber Community Centre

Monday 8<sup>th</sup> April

**7.00pm for 7.30pm start**

#### WACC Committee meeting

Monday 22<sup>nd</sup> April

**7:30 pm**

#### Creative Photography workshop

Felltimber Community Centre: Sunday  
28<sup>th</sup> April

**9 am - 12 noon**

### May

#### General Meeting

Felltimber Community Centre

Monday 13<sup>th</sup> May

**7.00pm for 7.30pm start**

#### "Texture as a Dimension"

Zoom presentation by Cherry Larcombe  
Sunday 12<sup>th</sup> May

**8.00am to 10.00 am**

**Cost \$10.**

# Competition Page

## WACC Competitions

Email: [photocompwacc@gmail.com](mailto:photocompwacc@gmail.com)

Competition secretary: David Skinner

Enter via WACC My Photo Club Webpage

**Due 8th April 2024** for June Meeting- **Image of the Year**

**Due 13th May 2024** for July Meeting- **Patterns**

**Due June 17th 2024** for August Meeting- **Open**

Definitions for Set Subjects are on the WACC Website and My Photo Club/WACC Webpage

**Patterns:** Repeating something many times creates a pattern.

The idea is to create a visual unit with no single point of interest that the eye is drawn to.

Any visual element can be used to create a pattern; e.g. colour, shape or texture.

Look for a composition in your image that bests illustrates the pattern.

There is no restriction on natural or man-made elements.

by David Skinner, July 23, 2023

### Other Competitions

Those members who have registered in My Photo Club automatically receive emails about Australian competitions coming up that use My Photo Club as their platform to enter, the same as we do. Competitions coming up approved by the APS are provided by VAPS on their Website.

<https://www.vaps.org.au/competitions/australian-national-competitions.html>

### VAPS Interclub Competition

We are currently finalising our entries (15 prints, 15 EDIs and up to 4 AVs) for the VAPS Interclub competition that will be on display at the 2024 VAPS convention in Berwick on 14-16th June 2024. These entries need to be into VAPS by the end of March.

### APS Australian Cup

The Australian Photographic Society (APS) holds an annual competition between camera clubs and WACC is entering for the first time this year. The theme is "This is Australia" and our 20 entries need to be in by the end of May 2024. So, here is your chance to come up with an entry or two. A competition will be set up on My Photo Club so that you can enter your images. This will need to be done by Friday 17th May 2024. **Thanks Neville Bartlett**

## Howlong – Photography Workshop



Top images and report by Vicki Cain

On Sunday 17<sup>th</sup> March our Club held a morning of workshops that explored three different styles of photography. The event took place at the Memorial Park in Howlong alongside the River. It was the ideal venue that provided plenty of space for us to set up lighting equipment and props.

Members had the opportunity to explore ICM (Intentional Camera Movement), Macro and Portraiture. We were fortunate to have Eliza Nichols modeling for the portraiture photography. Thank you to Louise Peacock for asking Eliza who was a terrific model and very obliging in assisting us on the day. Helen Bishop provided examples of images and suggestions of a number of poses. We created different looks for our model as she willingly donned a variety of hats and scarves. Making use of our surrounds, we captured more natural looking shots of Eliza surrounded by fallen leaves.

Consideration had to be given to the lighting as we tried a variety of effects such as side lighting through the trees, allowing the shadows of leaves across the model's face and then posing the model in shade and using reflectors to bounce light back. It was interesting to observe the different mood that could be conveyed by lighting. Artificial lighting was also experimented with thanks to David Woolcock bringing along his setup and range of triggers for us to try. These lights achieved some very pleasing results.

David Woolcock (Wooly) and Neville Bartlett assisted members exploring macro photography and various compact off camera lights. In camera focus stacking was explained and plants were used as props.

The surrounding trees were well suited to ICM with Yvonne Schnelle and Bill Cleverly assisting members with this creative technique. David Skinner had provided a useful handout explaining ICM. Neutral Density Filters were available to assist in reducing light to allow for longer shutter speeds to enhance the effect.

The hands on workshops were a good opportunity to get together as a club and try out a few styles of photography that we may not often do. For example, ICM can be a way to open up new creative possibilities in your photography and learning the basics is all that's required to get started. Very little equipment is required and mobile phones can also achieve good results.

Thank you for all those who took part both assisting and participating. We hope you enjoyed the morning, learnt some different techniques and got some inspiration with your photography. There is a very good variety of photographic knowledge within our club and having events such as these is a great way to share this.



Images by David Willis

Thank you Vicki and David

# WACC Creative Photography Workshop

Felltimber Community Centre

28<sup>th</sup> April 2024 9am to 12 noon


COST: \$5 per member (The cost is to cover the room hire and materials)

What you need to bring besides your curiosity:

1. Camera with a charged battery and an empty memory card
2. Macro lens if you have one (I have a spare if you have a Canon EF mount)
3. Remote control wifi or cable
4. Tripod


**What you will learn:**

1. Smarties under glass & oil




You will get to eat these samples when we are done

2. Water & Oil in a jug over coloured paper – you will require a little bit of processing in Lightroom & Photoshop or whichever program you use. I will also demonstrate this in the workshop using some of your images.



3. Cross polarization of natural materials using polarizing filters and polarizing sheets





**Zoom presentation!**

**Cherry Larcombe**

**Textures**

**Sunday 12 May 8am-10pm**

**Break for 10 minutes at 9am**

This exciting presentation is open to all members, regardless of your skill levels. It will show you how you can look at more creative photography, open up your creative juices for landscape, flowers, still life and lots more.

**The cost is \$10 per person.** Please pay direct into the club's bank account using **Cherry surname** as reference. On payment, you will be included in the invitation for the Zoom session.

**BSB: 640 000 Account: 111089925 Reference: - Cherry Surname**

Arrangements have been for us to record the session for those paid, but for some reason cannot attend live.

Here is some examples of Cherry's work and details of the session.



- Introducing Cherry Larcombe from the UK...



*Cherry Larcombe* EFIAP ARPS DPAGB BPE\*5  
PHOTOGRAPHY

**We will not be covering Triptychs.**



## Textures & Triptychs

Ideas for using texture to enhance your photography- floral and otherwise -- including how to create them, and detailed explanations on how to work with them in Photoshop. Ideas for backgrounds using brushes and colour toning.

**We will be concentrating on the textures elements from this presentation**



## Creative Flower Photography

Creative ideas to bring out the colour, shapes and beauty of flowers, both outdoor and indoor, and hints on how to produce some unique and original floral art.

Talk includes the use of textures to enhance your flower images, using blend modes and layer masks.



## Birds of Albury Exhibition



Albury Library Museum is organising a community-based photography exhibition called  
Birds of Albury

Entries are now closed

At the Community Exhibition Wall from the 13<sup>th</sup> of April until 1<sup>st</sup> June 2024

## National Photography Prize 2024




Photo: Nathan Beard

Every two years the National Photography Prize offers an opportunity to consider the vital role of photography in contemporary art in Australia. The National Photography Prize brings together artists from across Australia who are developing and challenging photographic language and techniques.

At MAMA 23 March - 1 September 2024

[More Info](#)



## Buy Swap Sell

### Wanted

Photography enlarger to modify as DSLR copy stand for digitizing negatives.

Ian 0437 577 450

### Canon EFS 17-85 f4-5.6 IS USM

*One of Canon's better Crop sensor Zoom Lenses*

*In good condition with B&W UV haze filter and original caps*

*\$175 ono*

### Yongnuo 50mm f1.8

*For Canon EF, Manual focus only, Free*

Ring Bill on 0407401746

### **You've got a nerve!** *(a word from the editor)*

*Recently I was using a late model Canon Mirrorless Camera and when trying to retrieve the Raw images from the card – Computer says no...*

*Seems that there is a new type of CR file that needs a late model computer and not my outdated dinosaur, so how do we future proof? DNG could be the answer.*

*Why convert to the DNG format? This is from The Adobe website:*

*Unlike most manufacturer-specific raw formats, the Digital Negative is an openly published specification that not only is supported by Adobe, but is also freely available for other software and hardware vendors to support. Consequently, it can be a safer file format to use for long-term archival purposes. Archiving your file as a digital negative eliminates worries that the raw file will no longer be readable once the camera format that created it becomes obsolete. Thanks Woolie for this Tip*

## **Our Sponsors:**

Kerry & Leighton Weymouth

