



## Monthly Newsletter of the Wodonga Albury Camera Club

Reg # A 0013634

email: [secretary@waccfoto.com](mailto:secretary@waccfoto.com)

PO Box 46 Wodonga Victoria

Web: [www.waccfoto.com](http://www.waccfoto.com)

### October 2016

#### Dog Photography Workshop

On Saturday the 17<sup>th</sup> of September 2016, Wodonga Albury Camera Club held a pet photography workshop at Albury North Dog Park. The workshop was well attended by club members and provided attendees with the opportunity to photograph dogs of all shapes and sizes. There were many dog portraits taken as well as images of dogs using the agility equipment and chasing a Frisbee or ball.



Members learnt many techniques in photographing live subjects such as the importance of positioning yourself at eye level with your subject to take your shot and focussing your

camera on the dog's eyes to ensure a nice sharp image. Camera settings also got a workout as members experimented with aperture and shutter speed to create a portrait in which the dog's face appears sharp and clear while the background is blurred.

Thank you to David Woolcock for organising and running the pet photography workshop, and to the MARS Petcare associates and their furry canines who volunteered their time to make it all possible. It was a great day had by all, and I'm sure many of us went home to put our new found skills to the test.

#### Diary Dates

##### **Monday 10<sup>th</sup> October 2016**

@ Boomerang Hotel

**7:30pm** General Meeting  
Judging – Open  
Entries due – Open &  
Photographic Challenge  
“Rule of Thirds”





##### **Thursday 20<sup>th</sup> October 2016**

**7:00pm** Committee Meeting.  
Venue T.B.A

##### **Monday 14<sup>th</sup> November 2016**

@ Boomerang Hotel

**7:30pm** General Meeting  
Judging – Shoot from  
above  
Entries due – Feet



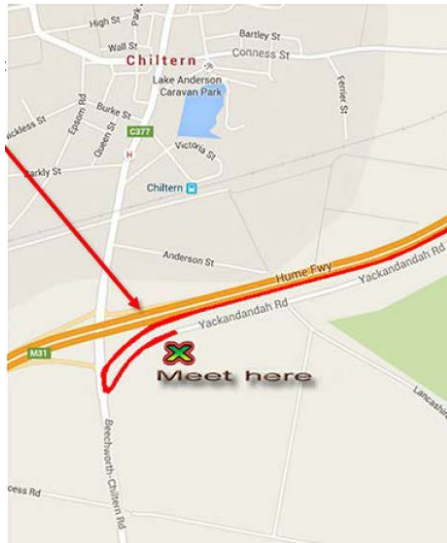
**Photos from left to right:** Lilly - Griffon Bruxellois, Chief - Golden Retriever, Arko - German Shephard and Buddy - Australian Kelpie



## Wildflower workshop



Spring is here and what better way to enjoy nature's floral display than to go out and photograph it. The wildflower workshop is on again, and all members are invited to come along and enjoy a morning in the Chiltern State Forest photographing beautiful wildflowers. The workshop will be held on **Sunday the 16<sup>th</sup> of October** and will commence at **8:30am**. We will meet on the Yackandandah Road, just off the Chiltern Exit, before proceeding along Lancaster Gap Road then the Cyanide Dam Road past the Honeyeater Picnic Area.



Members are asked to bring along their camera gear, sun protection and insect repellent. The workshop will run for approximately 2 hours.

### Photography Items for Sale

The following items are being offered for sale:

- Manfrotto tripod very strong and in good condition. \$120
- One Hoya circular polarising filter 58mm \$45
- Lowpro bag backpack \$55

For further information on these items, please contact Kaye Kennedy on 041039419

### Albury Show

**Closing Date for entries: 4pm Thursday 13th October.**

Volunteers required for 3 – 4 hour time slots in the photography exhibit, 28<sup>th</sup> October – 30<sup>th</sup> October.

#### Future Club Competitions:

##### November:

Judging – Shoot from Above  
Entries Due – Feet

##### December:

Judging - Open  
Entries Due – Open

#### HELPFUL TIPS FOR FEET PHOTOGRAPHY

The club competition due in November is photographing feet. The cool thing about feet is that they are expressive—almost as expressive as hands and faces are. Don't believe me? Have you ever curled up your toes when you heard someone scratch a chalkboard or wiggled them in warm sand? You don't need to include a person's face during any one of these activities in order to convey to your viewer what that person is experiencing.

So here are a few ideas you might like to try for next month's competition:

If you are fortunate enough to have a newborn in your life right now, there are a number of different ways you could photograph their feet. Start by having an adult cup them in their hands, or shoot them perched on top of a pair of adult feet. Older babies have great feet too, so don't neglect those photos of wobbly feet taking their first steps.

Try shooting a series of images of your own feet standing in various places.

Who knows where your feet will take you!



**Photography Accessories by Crafty Bells**



**Jan & Phil Bell**

4 Tambo Court  
Thurgoona NSW 2640

Mobile: 0414 380 480 (Jan)  
0400 846 539 (Phil)

Email: [craftybells@gmail.com](mailto:craftybells@gmail.com)

Facebook: <https://www.facebook.com/photographyaccessoriesbycraftybells/>

#### Our Sponsors:

*Kerry & Leighton Weymouth*

